





MODELS FOR ALL STYLES

Manufactured to work flawlessly, Laflamme M Series doors require minimal maintenance, while providing excellent durability, year after year.



ARIA



CUZCO



ELEMENT



KORDELLA



MARQUISE



ROZET



603



600*

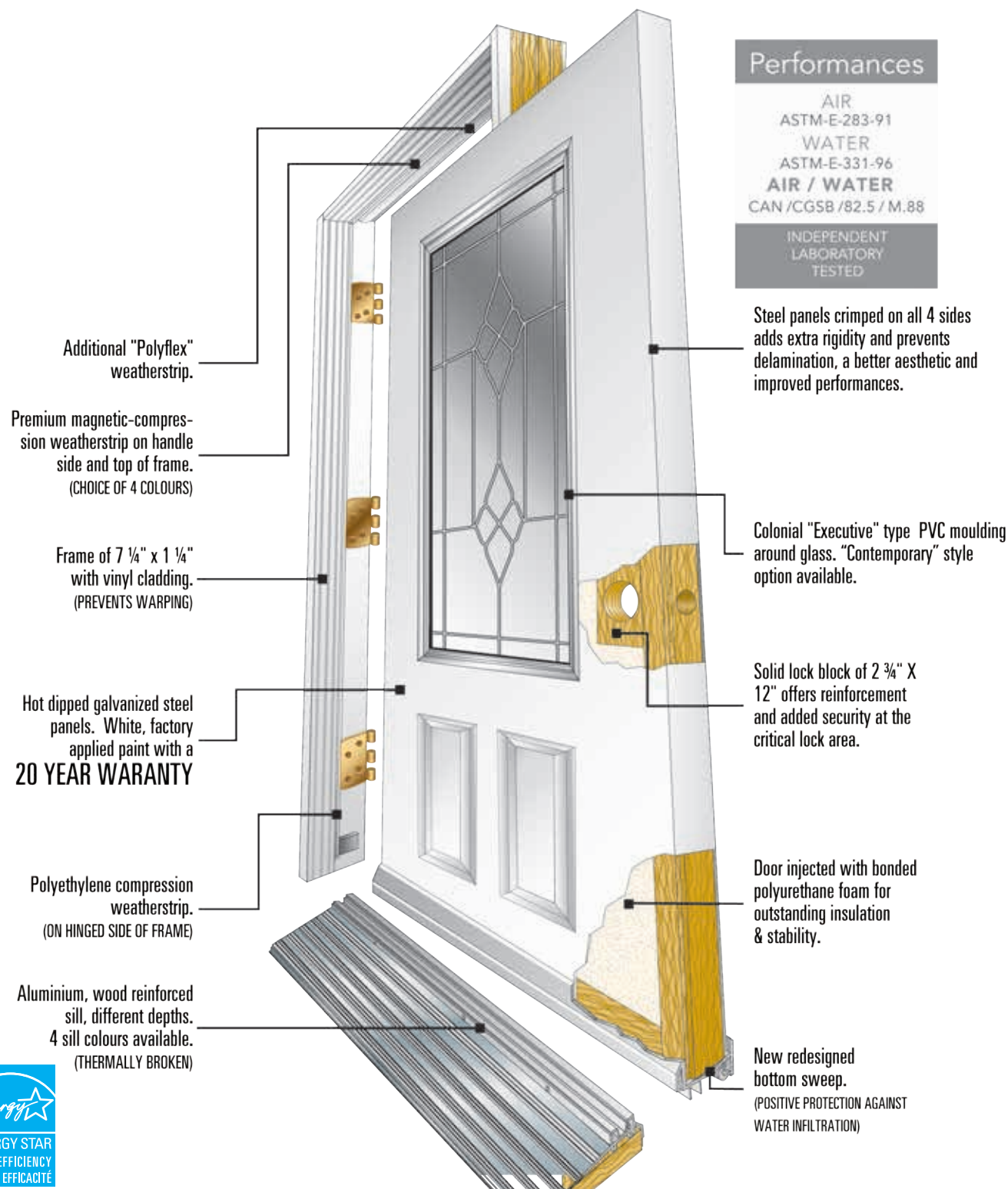


604 CAIN*



126 CAIN*

*Sidelites not available



1.800.463.1922 / laflamme.com



M Series
EXTERIOR DOORS




Personalize your door in 5 easy steps

1 GLASS

There is no compromise when it comes to the style of your home's entrance door. Decorative glass embraces natural light in sophisticated shapes. Among our wide range of elegant designs, the choice is all yours.

Decorative glass examples*



*Please contact your local dealer in order to learn more about our complete line of decorative glass.

2 CONFIGURATION

Select from our vast line of traditional, contemporary or modern designs, with or without decorative glass elements.

Glass possibilities - configurations



Available configurations:

Configure the appropriate door for your home: single or double, with or without sidelites.



3 MATERIAL

Year after year, more designs, textures, colours and sizes are available for your home entrance door. From architects to homeowners, everyone can rely on Laflamme M Series products for both fiberglass and steel doors.

Fiberglass - High-performance and specially engineered to provide maximum protection and durability

Steel - durable, secure and long lasting

4 FINISH

Choose your door slab and its frame according to the look you want to create.

Different fiberglass finishes

WOOD GRAIN FINISH

SMOOTH FINISH



5 COLOUR


We offer you the latest in colour trends. Choose one of our standard colours or simply order your exclusive custom colour and give your home the "wow!" factor.



Note: Colours and stains displayed are as true to life as can be reproduced in print. They may vary from actual product.

Fiberglass stain finishes

Real wood grain look for a beautiful finish.



WARRANTY

One of the most extensive warranties on the market


Laflamme warrants that each M Series door we produce is free of manufacturing and material defects for a period of 20 years under normal use and service.

20 YEARS	years on steel doors panels
20 YEARS	years on extruded PVC and PVC cladding
15 YEARS	years on glass panels
10 YEARS	years on painted extruded PVC or aluminum
10 YEARS	years on decorative glass
5 YEARS	years on wood and laminated components
5 YEARS	years on hardware components
1 YEAR	year on weatherstripping manufacturing defects


DOORS DIMENSIONS

SLAB SIZE	SINGLE	SINGLE with one doorlite	SINGLE with two doorlites	DOUBLE	DOUBLE with two doorlites	TRIPLE
STRUCTURAL ASSEMBLY						
29 3/4"	31 1/2 x 82 3/8"	46 3/8 x 82 3/8"	61 1/4 x 82 3/8"	62 1/4 x 82 3/8"	92 x 82 3/8"	93 x 82 3/8"
31 3/4"	33 1/2 x 82 3/8"	48 3/8 x 82 3/8"	63 1/4 x 82 3/8"	66 1/4 x 82 3/8"	96 x 82 3/8"	99 x 82 3/8"
33 3/4"	35 1/2 x 82 3/8"	50 3/8 x 82 3/8"	65 1/4 x 82 3/8"	70 1/4 x 82 3/8"	100 x 82 3/8"	105 x 82 3/8"
35 3/4"	37 1/2 x 82 3/8"	52 3/8 x 82 3/8"	67 1/4 x 82 3/8"	74 1/4 x 82 3/8"	104 x 82 3/8"	111 x 82 3/8"
41 3/4"	43 1/2 x 82 3/8"	58 3/8 x 82 3/8"	73 1/4 x 82 3/8"	86 1/4 x 82 3/8"	116 x 82 3/8"	129 x 82 3/8"
MODULAR ASSEMBLY						
29 3/4"	N/A	47 1/8 x 82 3/8"	62 3/4 x 82 3/8"	N/A	93 1/2 x 82 3/8"	N/A
31 3/4"	N/A	49 1/8 x 82 3/8"	64 3/4 x 82 3/8"	N/A	97 1/2 x 82 3/8"	N/A
33 3/4"	N/A	51 1/8 x 82 3/8"	66 3/4 x 82 3/8"	N/A	101 1/2 x 82 3/8"	N/A
35 3/4"	N/A	53 1/8 x 82 3/8"	68 3/4 x 82 3/8"	N/A	105 1/2 x 82 3/8"	N/A
41 3/4"	N/A	59 1/8 x 82 3/8"	74 3/4 x 82 3/8"	N/A	117 1/2 x 82 3/8"	N/A

HARDWARE - OPTIONS



NEW SILL COLOURS



ACCESSOIRES




MULTIPOINT LOCK

AUTOMATIC DOOR LOCK

European technology in a North American lock. By simply closing the door the upper and lower 3/4" (20 mm) latches will instantly engage.

Available models



Available finishes



FIBERGLASS DOORS

Choose among a multitude of wonderful glass designs, configurations and options to create a door that reflects your distinctive style, while increasing the value of your home.

Fiberglass - High-performance and specially engineered to provide maximum protection and durability

CARACTERISTICS

- Looks like real wood, superior insulation
- Six woodgrain stain finishes available
- Available in a woodgrain texture or in smooth finish
- Smooth or woodgrain frame finishes
- Resists rotting, splitting and cracking
- 1 1/4" frame

OPTIONS

- New sealant - free full size door lites
- Steel plate hardware support on slab for increased security
- Factory - drilled slab for easy hardware installation
- Steel reinforced frame support
- Painted door sweep colour-matched to the slab
- Extruded aluminum sill available in 3 new colours
- Contemporary SDL (2" and 3")
- 1 5/8" frame
- Choice of insert mouldings



Laflamme M Series doors are made with high-definition 24-gauge steel panels. The steel panel has a polyurethane core, an insulation upgrade that is five times better than wood.

CARACTERISTICS

- Resists rotting, splitting and cracking and better insulated than wood
- Smooth finish that can be painted
- 1 1/4" frame

OPTIONS

- New sealant - free full size door lites
- Steel plate hardware support on slab for increased security
- Factory - drilled slab for easy hardware installation
- Steel reinforced frame support
- Painted door sweep colour-matched to the slab
- Extruded aluminum sill available in 3 new colours
- Contemporary SDL (2" and 3")
- 1 5/8" frame
- Choice of insert mouldings

STEEL DOORS

Beautiful inside and out, Laflamme M Series doors are available in steel and fiberglass. Choose among a multitude of wonderful glass designs, configurations and options to create a door that reflects your distinctive style, while increasing the value of your home.